
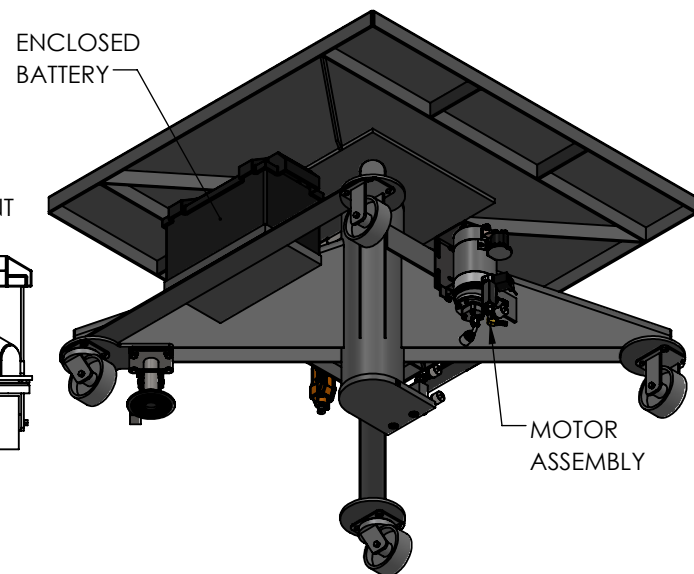
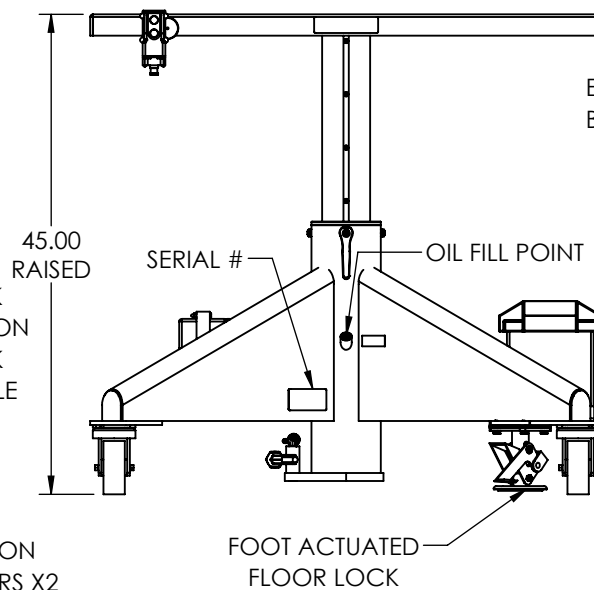
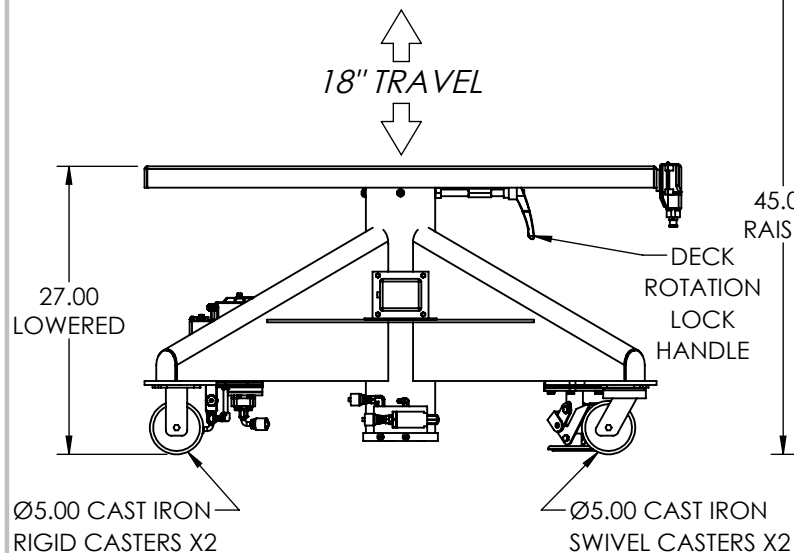
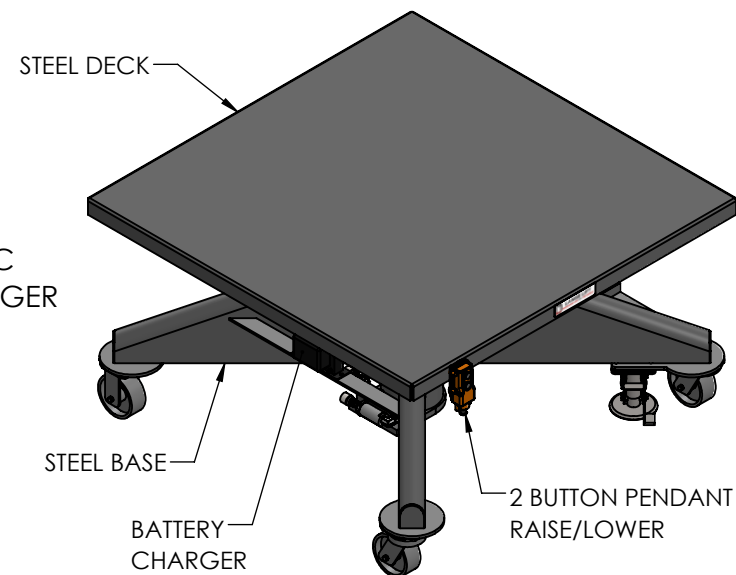


EMAIL SALES@LANGELIFT.COM FOR ALL MODIFICATION REQUIREMENTS



CAPACITY: 4,000 LBS
POWER: 12V DEEP CYCLE BATTERY, DC MOTOR & ON BOARD BATTERY CHARGER
CONTROLS: 2 BUTTON PENDANT
PAINT: LANGE LIFT SHADOW GRAY



PROPRIETARY AND CONFIDENTIAL, THE INFORMATION CONTAINED IN THIS DRAWING IS THE SOLE PROPERTY OF LANGE LIFT. ANY REPRODUCTION IN PART OR AS A WHOLE WITHOUT THE WRITTEN PERMISSION OF LANGE LIFT IS PROHIBITED.



LANGE LIFT
PRODUCTS THAT LIFT THE WORLD

PO Box 580 Menomonee Falls, WI 53052
 Phone (262) 502-0333 | langelift.com

DIMENSIONS ARE IN INCHES
 THIRD ANGLE
 PROJECTION



DESCRIPTION:

4K LB CAPACITY, 48" DECK, BATTERY POWER

SCALE:
 NTS

DRAWN BY:
 DBK

DATE:
 4/19/2023

DWG NO:
L-448-BP

REV:
 -
 SHEET:
 1 OF 1