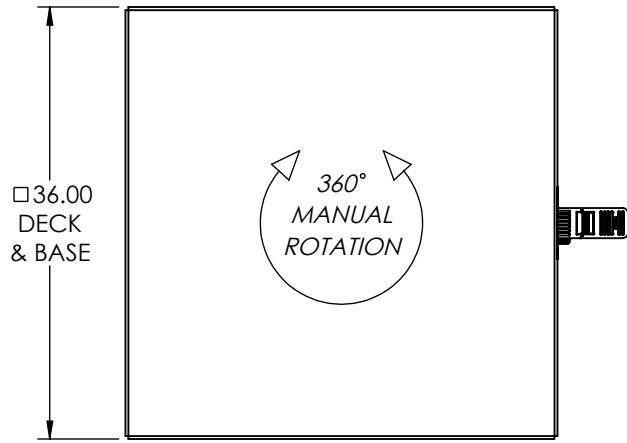
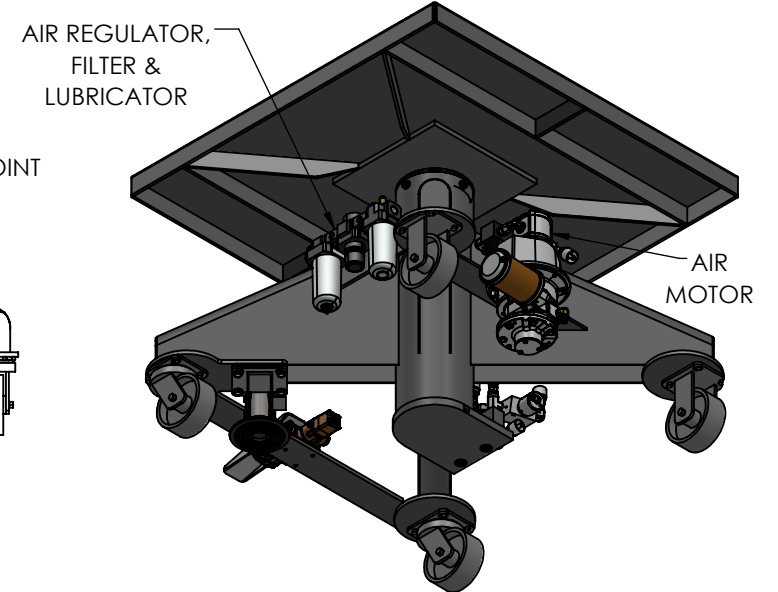
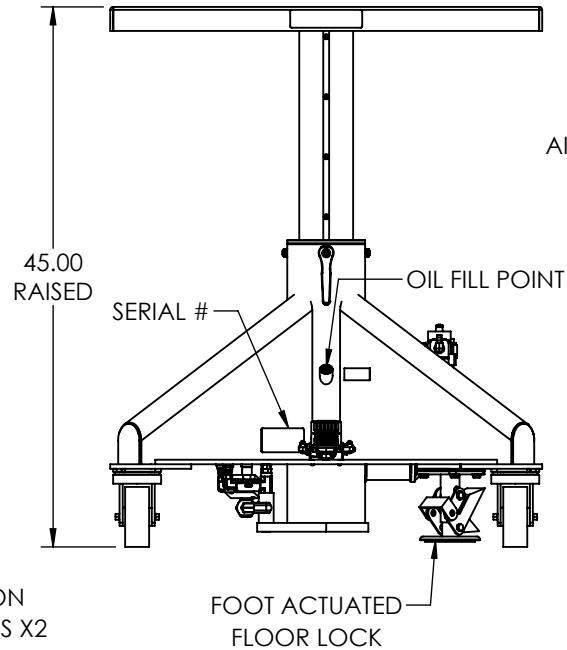
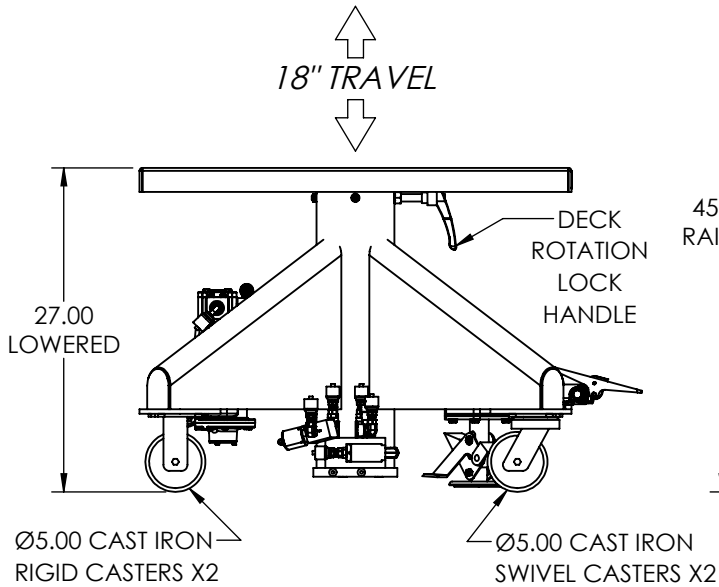
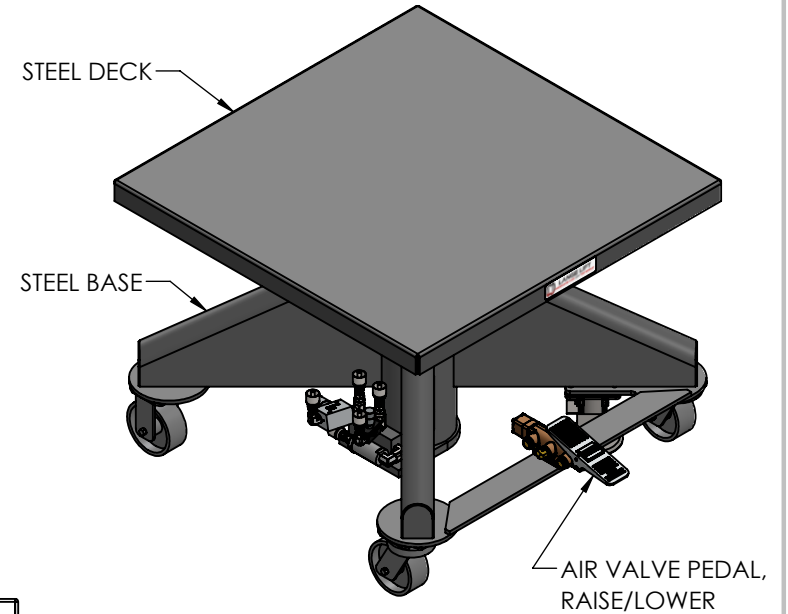


EMAIL SALES@LANGELIFT.COM FOR ALL MODIFICATION REQUIREMENTS



**CAPACITY:** 3,000 LBS  
**POWER:** AIR MOTOR W/ON BOARD  
 REGULATOR, FILTER & LUBRICATOR,  
 80PSI @ 50CFM RECOMMENDED  
**CONTROLS:** AIR VALVE PEDAL  
**PAINT:** LANGE LIFT SHADOW GRAY



PROPRIETARY AND CONFIDENTIAL, THE INFORMATION CONTAINED  
 IN THIS DRAWING IS THE SOLE PROPERTY OF LANGE LIFT. ANY  
 REPRODUCTION IN PART OR AS A WHOLE WITHOUT THE WRITTEN  
 PERMISSION OF LANGE LIFT IS PROHIBITED.



DIMENSIONS ARE IN INCHES		THIRD ANGLE PROJECTION		DESCRIPTION:		REV:
				<b>3K LB CAPACITY, 36" DECK, AIR POWER</b>		-
SCALE:	DRAWN BY:	DATE:	DWG NO:	SHEET:		
NTS	DBK	4/19/2023	<b>L-336-AP</b>	1 OF 1		