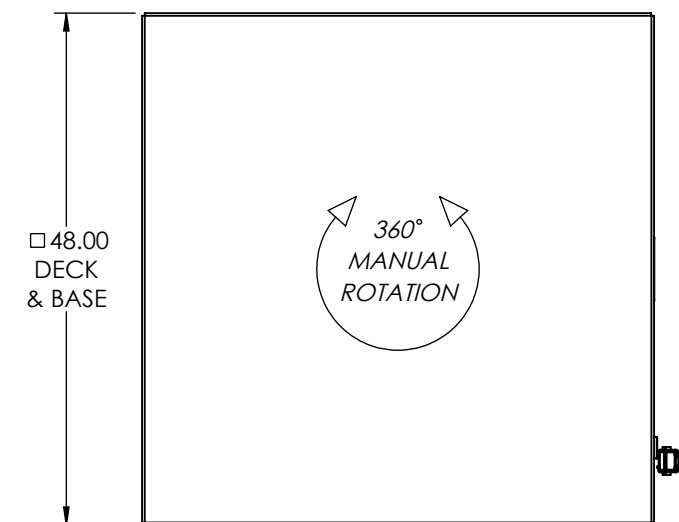
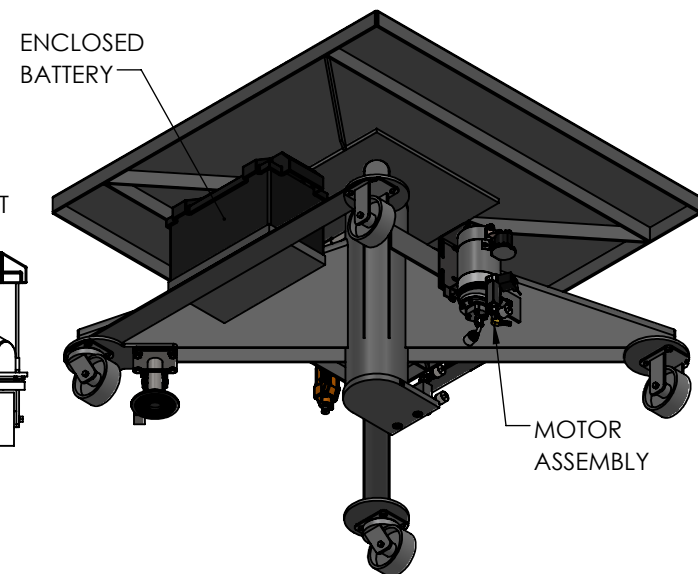
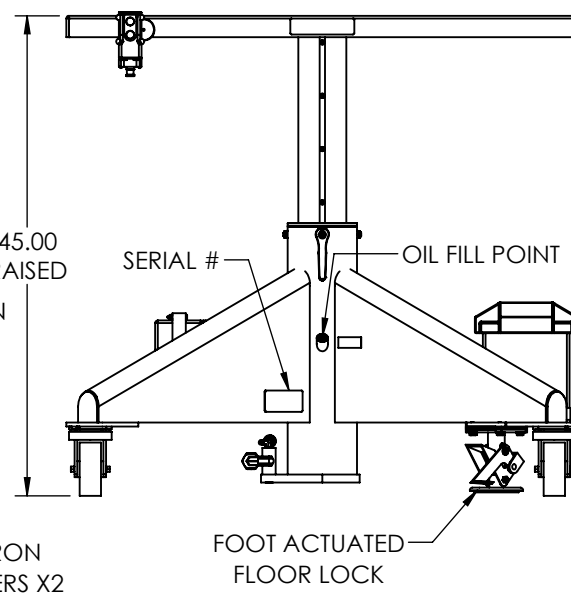
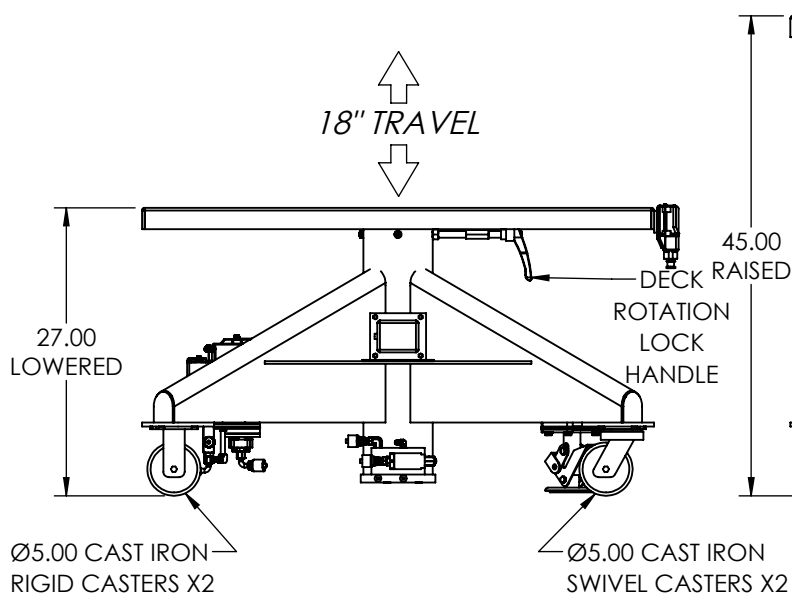
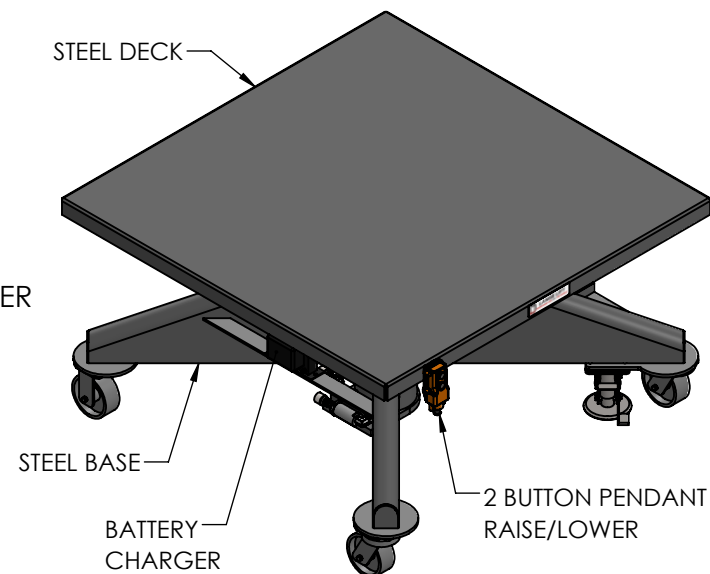


EMAIL SALES@LANGELIFT.COM FOR ALL MODIFICATION REQUIREMENTS



**CAPACITY:** 1,000 LBS  
**POWER:** 12V DEEP CYCLE BATTERY, DC MOTOR & ON BOARD BATTERY CHARGER  
**CONTROLS:** 2 BUTTON PENDANT  
**PAINT:** LANGE LIFT SHADOW GRAY



PROPRIETARY AND CONFIDENTIAL, THE INFORMATION CONTAINED IN THIS DRAWING IS THE SOLE PROPERTY OF LANGE LIFT. ANY REPRODUCTION IN PART OR AS A WHOLE WITHOUT THE WRITTEN PERMISSION OF LANGE LIFT IS PROHIBITED.



**LANGE LIFT**  
**PRODUCTS THAT LIFT THE WORLD**

PO Box 580 Menomonee Falls, WI 53052  
 Phone (262) 502-0333 | langelift.com

DIMENSIONS ARE IN INCHES  
 THIRD ANGLE  
 PROJECTION



DESCRIPTION:  
**1K LB CAPACITY, 48" DECK, BATTERY POWER**

SCALE: NTS DRAWN BY: DBK DATE: 11/18/2022 DWG NO: L-148-BP

REV: -  
 SHEET: 1 OF 1